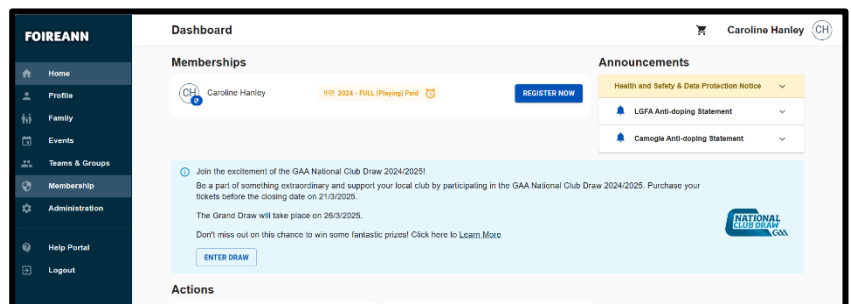


Club Registration – Foireann Guide 2025

Step 1: Go to <https://www.foireann.ie/> and log into your account. If you are joining a new club this year but have a Foireann account already, you first need to add your new club on your Profile.

Step 2: Once you have logged in, your homepage/dashboard will appear. Click on the Membership tab.

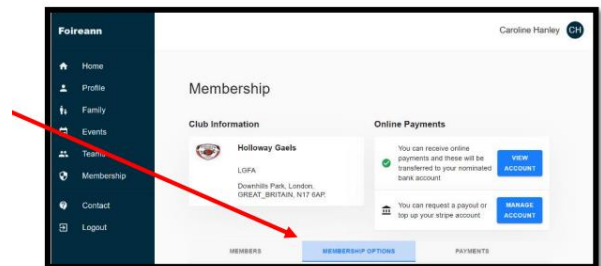
If you are doing this on a phone, click on the menu icon to find the membership page.



Step 3: Click on the Membership Options tab.

Select the Membership option that applies to you.

Click Register to confirm the option.



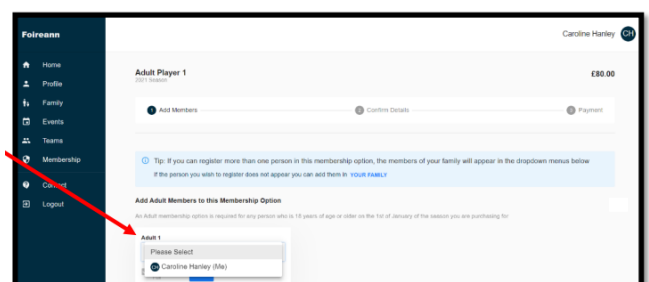
Step 4:

A) From the Drop-down menu labelled Adult 1, click on your name and press Continue.

B) On the next page you will need to confirm your personal details.

Click the EDIT PROFILE link if there is anything you need to update.

Then check the Code of Conduct box (this is mainly for underage players) Click Continue.



London LGFA 2025 Registration

C) Select the payment method that best suits you.

Pay with Card/Pay Later in Club. Your club may advise you on this.

You will be asked in a pop-up box to confirm your choice.

Step 5: You will then be re-directed to the Stripe Payment page if you selected Pay with Card.

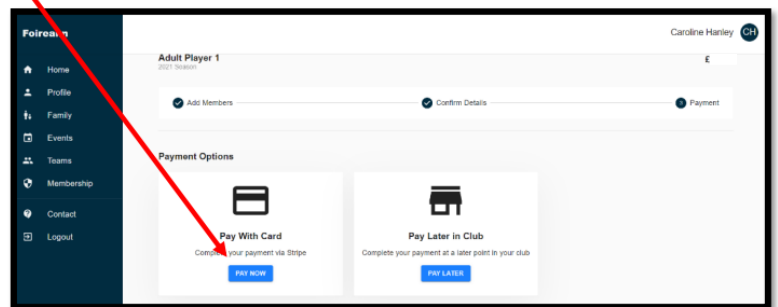
Enter your email address and bank details.


Click Pay.

Step 6: Once the payment has been made your page will refresh to your FOIREANN Dashboard.

You will see the Membership option type by your name with a 

Your job is now complete.



Your club registrar will bulk process the registrations, once the LGFA has confirmed your registration the  will disappear. This membership will cover you until 31st March 2026.

Further guidance can be found at [Registering for LGFA Membership online – Gaelic Athletic Association \(zendesk.com\)](#)

Injury Fund details can be found at [Injury Fund - Ladies Gaelic Football](#)

